

**HIKVISION**

# Wireless LED Keypad

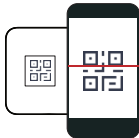
## Quick Start Guide

For DS-PK2018-WE:  
EN50131-1:2006+A3:2020  
EN 50131-3:2009  
EN 50131-5-3:2017  
EN 50131-6:2017+A1:2021  
EN 50130-4:2011+A1:2014  
EN 50130-5:2011  
Security Grade 2  
Environment Class II

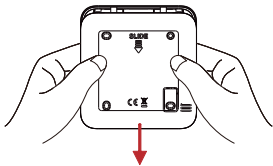
UD35547B-B



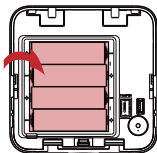
**Step 1.** Scan to download the Hik-Connect or Hik-Partner Pro App, and enroll the control panel.



**Step 2.** Tap the control panel on the home page. Tap **Device** → **Add Device** → **Scan OR Code** to enroll the device.



**Step 3.** Remove the rear cover.



**Step 4.** Install batteries.

**User Manual**

